




Upper Neches Basin Steering Committee Meeting

April 27, 2012

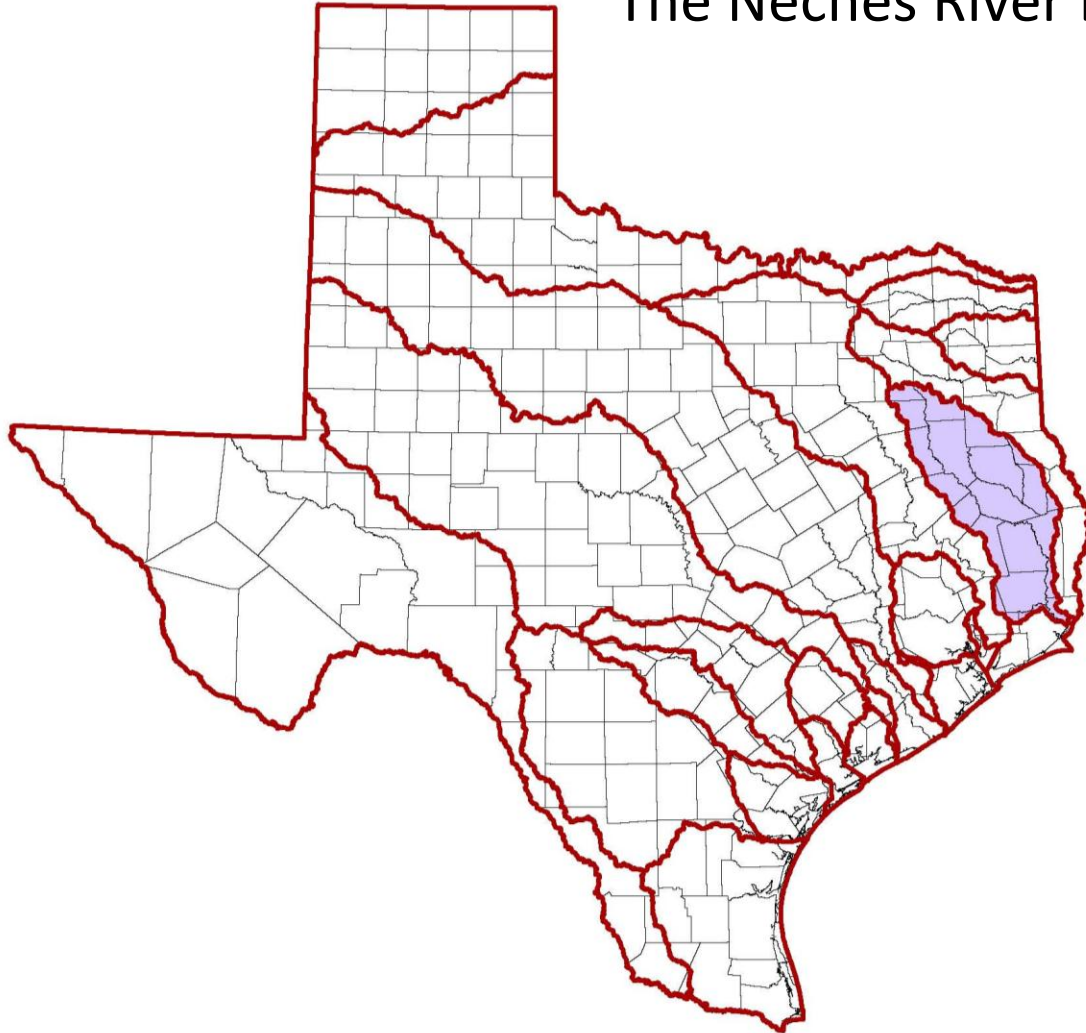




ANRA's Functions in the Neches Basin



The Neches River Basin



ANRA's Jurisdictional Service Area includes all or a portion of the following counties:

Van Zandt
Smith
Henderson
Newton
Cherokee
Anderson
Rusk
Houston
Nacogdoches

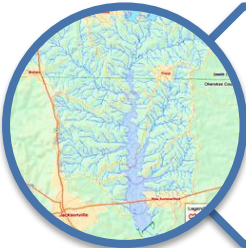
San Augustine
Shelby
Angelina
Trinity
Sabine
Polk
Jasper
Orange



ANRA's General Administration



**Coordinate with
Governments/Entities**



Water Resource Planning and Development
Lake Columbia



Economic Development
Bond Issuance



ANRA's Field Operations Division



**Regional Wastewater Treatment Facilities
and Contract Operations**



Drinking Water Utilities



**Biosolids Composting
Neches Compost Facility**



ANRA's Environmental Division



Clean Rivers Program
Water Quality Monitoring




Environmental Laboratory
Drinking Water, Surface Water, and
Wastewater Testing



Control Zone Rayburn
On-Site Sewage Facility Permitting



An Overview of the Texas Clean Rivers Program






Introduction to the Texas Clean Rivers Program

- State fee–funded program for water quality monitoring, assessment, and public outreach.
- Collaboration of 15 partner agencies and the Texas Commission on Environmental Quality (TCEQ).
- Provides a framework and forum for managing water quality issues within a river basin, both locally and regionally, by coordinating the efforts of diverse organizations.

<http://www.tceq.texas.gov/waterquality/clean-rivers>



ANRA Clean Rivers Program FY12 – 13 Budget Allocations & Expenses





FY 2012 - 2013 Budget Allocations

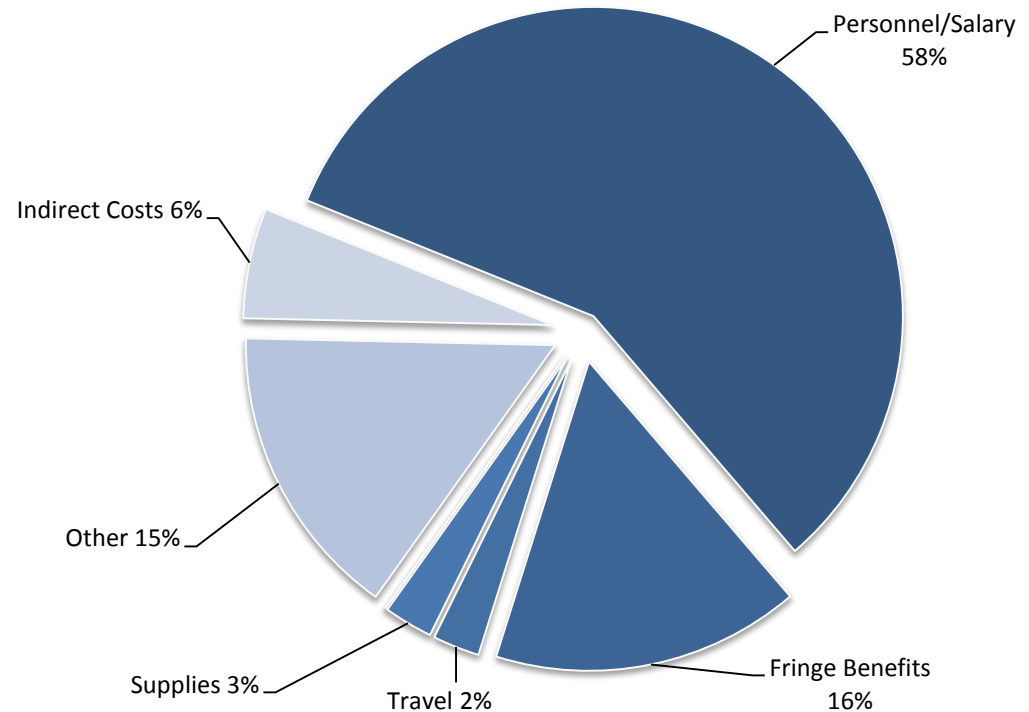
<u>Planning Agency</u>	<u>FY 2012</u>	<u>FY 2013</u>	<u>Total Allocation</u>
BRA (12)	421,580	421,580	843,160
GBRA (17 & 18)	143,341	143,341	286,682
HGAC (9, 10, 11, 13)	1,022,416	1,022,416	2,044,832
IBWC (23)	282,973	282,973	565,946
LNRA (16)	105,139	105,139	210,278
LCRA (14 & 15)	404,256	404,256	808,512
ANRA & LNVA (6 & 7)	349,164	349,164	698,328
NETMWD (4)	105,139	105,139	210,278
NRA (20, 21, & 22)	274,136	274,136	548,272
RRA (1 & 2)	329,419	329,419	658,838
SARA (19)	209,403	209,403	418,806
SRA (5)	331,490	331,490	662,980
SRBA (3)	105,138	105,138	210,276
TRA (8)	416,406	416,406	832,812
TOTALS	\$4,500,000	\$4,500,000	\$9,000,000



ANRA Clean Rivers Program Budget by Category


FY 2012 – FY 2013 Clean Rivers Program Budget

Budget Category	Approved Budget
Personnel/Salary	\$201,159.08
Fringe Benefits	\$56,324.01
Travel	\$8,545.00
Supplies	\$8,920.00
Equipment	\$0.00
Contractual	\$0.00
Construction	\$0.00
Other	\$54,100.00
Total Direct Costs	\$329,048.09
Authorized Indirect Costs	\$20,115.91
Total Reimbursable Costs	\$349,164.00





ANRA's Future Goals and Objectives





Future Goals and Objectives

- Work closely with TCEQ and TSSWCB to identify the need for any special projects
- Explore options for additional grant funding for water quality monitoring projects
 - Federal 319 Non-Point Source Pollution program
- Mapping of septic systems around Sam Rayburn Reservoir
- Expand ANRA's Clean Rivers Program website to include additional resources


http://www.anra.org/divisions/water_quality/crp/index.html

- Become more involved in volunteer monitoring programs (Texas Stream Team)



Future Goals and Objectives

- Certification for the analysis of Total Phosphorus and Nitrate+Nitrite using the Seal AutoAnalyzer 3 should be completed by the end of June.
- This automated equipment will allow for lower limits of detection, as well as increased productivity, efficiency, and reliability.





Comments or Questions?

- Please direct inquiries regarding ANRA's Clean Rivers Program to:

Brian Sims
Environmental Division Manager
Angelina & Neches River Authority
210 Lufkin Ave
Lufkin, TX 75901
Phone: 936-633-7527
Email: bsims@anra.org