





13611 B Street • Omaha, Nebraska 68144-3693 • (402) 334-7770 • FAX (402) 334-9121 • www.midwestlabs.com

Lab # 70753394		Report of Analysis		Report Number: 26-047-4060	
Account: 74112		Ronnie Bailey ANRA/ Neches Compost Facility 1805 Hwy 79 W. Jacksonville TX 75766		 Robert Ferris Account Manager 402-829-9871	
Date Sampled: Date Received: Sample ID:		2026-02-04 2026-02-05 STOCKPILE #336			
				Total content, lbs per ton (as rec'd)	
		Analysis (as rec'd)		Analysis (dry weight)	
NUTRIENTS					
Nitrogen					
Total Nitrogen	%	0.98	1.96	19.6	
Organic Nitrogen	%	0.91	1.82	18.1	
Ammonium Nitrogen	%	0.003	0.006	----	
Nitrate Nitrogen	%	0.07	0.14	1.4	
Major and Secondary Nutrients					
Phosphorus	%	0.50	1.00	10.0	
Phosphorus as P2O5	%	1.14	2.28	22.8	
Potassium	%	0.17	0.34	3.4	
Potassium as K2O	%	0.20	0.40	4.0	
Sulfur	%	0.24	0.48	4.8	
Calcium	%	0.85	1.70	17.0	
Magnesium	%	0.12	0.24	2.4	
Sodium	%	0.050	0.100	1.0	
Micronutrients					
Iron	ppm	16200	32432	32.4	
Manganese	ppm	204	408	0.4	
Boron	ppm	< 100	----	----	
OTHER PROPERTIES					
Moisture	%	50.05			
Total Solids	%	49.95	999.0		
Organic Matter	%	24.00	48.05	480.0	
Ash	%	24.00	48.05	480.0	
Total Carbon	%	11.18	22.38		
Chloride	%	< 0.01	----		
pH		5.2			
Conductivity 1:5 (Soluble Salts)	mS/cm	3.76			

13611 B Street • Omaha, Nebraska 68144-3693 • (402) 334-7770 • FAX (402) 334-9121 • www.midwestlabs.com

Lab #	70753394	Biological & Physical Properties			Report Number: 26-047-4060
Account: 74112	Ronnie Bailey ANRA/ Neches Compost Facility 1805 Hwy 79 W. Jacksonville TX 75766			 Robert Ferris Client Service Representative 402-829-9871	
Date Sampled:	2026-02-04			STA COMPOST	
Date Received:	2026-02-05				
Sample ID:	STOCKPILE #336				
	Analysis (as rec'd)	Analysis (dry weight)	Units	Detection Limit	Method
Biological Properties					
Germination	100		%	1	TMECC 05.05A
Germination Vigor	100		%	1	TMECC 05.05A
CO ₂ OM Evolution	0.61		mgCO ₂ -C/gOM/day	0.01	TMECC 05.08B
CO ₂ Solids Evolution	0.98		mgCO ₂ -C/gTS/day	0.01	TMECC 05.08B
Fecal Coliform		5	mpn/g	0.2	EPA 1681
Salmonella		< 1.2	mpn/4g	1.2	TMECC 07.02
Stability Rating	Stable		N/A	N/A	TMECC 05.08B
Physical Properties					
Bulk Density (Compost)	994		lbs/cu yard	1	TMECC 03.01A
Film Plastics	n.d.		%	0.1	TMECC 03.08
Glass Fragments	n.d.		%	0.1	TMECC 03.08
Hard Plastics	n.d.		%	0.1	TMECC 03.08
Metal Fragment	n.d.		%	0.1	TMECC 03.08
Sharps	absent		---	0.1	TMECC 03.08
Max. Particle Length		2.0	inches	N/A	TMECC Sieve
Sieve % Passing 3"		100	%	0.01	TMECC Sieve
Sieve % Passing 2"		100	%	0.01	TMECC Sieve
Sieve % Passing 1.5"		100	%	0.01	TMECC Sieve
Sieve % Passing 1"		100	%	0.01	TMECC Sieve
Sieve % Passing 3/4"		100	%	0.01	TMECC Sieve
Sieve % Passing 5/8"		100	%	0.01	TMECC Sieve
Sieve % Passing 3/8"		95	%	0.01	TMECC Sieve
Sieve % Passing 1/4"		84	%	0.01	TMECC Sieve

Compost Results Interpretations

Page 1

Report #:

26-047-4060

DATE RECEIVED:

2026-02-05

Organic Matter %		Greater than 20% indicates a desirable range for compost on a dry weight basis.
24.00	As Received	
48.05	Dry Weight	

Compost is a significant source of Organic Matter, which is an important supplier of carbon. Organic Matter improves soil and plant efficiency by improving soil physical properties, providing a source of energy to beneficial organisms, and enhancing the reservoir of soil nutrients.

C/N Ratio		20-30 indicates an ideal range for the initial compost process. 10-20 indicates an ideal range for a finished compost.
11.4:1		

All organic matter is made up of substantial amounts of carbon with lesser amounts of nitrogen. The balance of these two elements is called the Carbon/Nitrogen Ratio. For the best performance, the compost pile requires the correct proportion of carbon for energy and nitrogen for protein production. If the C:N ratio is too high (excess carbon) decomposition slows down. If the C:N ratio is too low (excess Nitrogen) the compost pile could be difficult to manage.

Moisture %		<35% = Indicates overly dry compost
50.05		

>55% = Indicates overly wet compost

Moisture Percent is the measure of water present in the compost and expressed as a percentage of total weight. Moisture present affects handling and transport. Overly dry will be light and dusty while overly wet will be heavy and clumpy. A desirable moisture content of finished compost will range between 40 to 50%.

Compost Results Interpretations

Page 2

Report #:

26-047-4060

DATE RECEIVED:

2026-02-05

Conductivity or Soluble Salts measures the conductance of electrical current in a liquid compost slurry. Excessive soluble salt content in a compost can prevent or delay seed germination and proper root growth. Conductivity analysis is done on a 1:5 basis.

Conductivity 1:5
3.8

Conductivity Level	Interpretation
Greater than 10	Very High nutrient content. Use for Ag Applications
5 - 10	High nutrient content. Use for Ag Applications
3 - 5	Higher than desirable for salt sensitive plants, some loss of vigor
0.6 - 3	Desirable range for most plants
0.3 - 0.6	Ideal range for greenhouse growth media
0.0 - 0.3	Very Low: Indicates very low nutrient status: plants may show deficiencies.

Compost Results Interpretations

Page 3

Report #:

26-047-4060

DATE RECEIVED:

2026-02-05

pH Value

5.2

0 to 14 scale with 6 to 8 as normal pH levels for compost

A pH in the 6 to 8 pH range indicates a more mature compost

pH measures the acidity or alkalinity of the compost, and is a measurement of the hydrogen ion activity of a soil or compost on a logarithmic scale. The pH scale ranges from 0 to 14 and 7 indicates a neutral pH. Growing media with a higher pH or pH greater than 7 can benefit from a compost that has a more acidic pH or pH below 7. This type of application will possibly lower the soil pH making the soil more conducive to plants that thrive in a more acidic soil condition.

Nutrient Index (Ag Index)

>10

The Nutrient Index normally runs between 1 and 10.

The Nutrient Index is obtained by dividing the total nutrients (N,P,K) by the amount of salt (Sodium and Chloride). The higher the Nutrient Index the less chance of having a toxic buildup of Sodium (salt) in the soil.

AG INDEX CHART										
<i>salt injury possible</i>	<i>use on soils with excellent drainage characteristics, good water quality and low salts</i>				<i>you may use on soils with poor drainage, poor water quality, or high salts</i>					<i>for all soils</i>
1	2	3	4	5	6	7	8	9	10	> 10

Nutrients (N+P205+K20)

4.64

Average Nutrient Content Dry Weight

<2 = Low, >5 = High

1-1-0

Rating As Received

The most commonly used compost data is the amount of Nitrogen, Phosphate, and Potash (abbreviated as N,P,K) present and the information is similar to that found in common fertilizers. If a compost result has the rating 1-2-2 it means that the compost has 1% Nitrogen, 2% Phosphate and 2% Potash. Most compost tests will have a average nutrient level (N+P+K) of < 5%.

26-047-4060

REPORT DATE
Feb 16, 2026
 RECEIVED DATE
Feb 05, 2026

SEND TO
74112

ISSUE DATE
Feb 16, 2026



13611 B Street • Omaha, Nebraska 68144-3693 • (402) 334-7770
 www.midwestlabs.com

ANRA/ Neches Compost Facility
Ronnie Bailey
1805 Hwy 79 W.
Jacksonville TX 75766

REPORT OF ANALYSIS
 For: (74112) ANRA/ Neches Compost Facility
 STA COMPOST

Sample ID: **STOCKPILE #336** Lab Number: **70753394** Date Sampled: **2026-02-04 0000**

Analysis	Level Found		Reporting			Analyst- Date	Verified- Date
	As Received	Dry Weight	Units	Limit	Method		
Cadmium (total)	< 0.5	< 0.50	mg/kg	0.5	EPA 6010	erw9-2026/02/11	ras7-2026/02/13
Chromium (total)	18.2	36.5	mg/kg	1.00	EPA 6010	erw9-2026/02/10	ras7-2026/02/13
Mercury (total)	0.12	0.23	mg/kg	0.05	EPA 7471	Mab7-2026/02/11	ras7-2026/02/13
Lead (total)	13.0	26.0	mg/kg	5.0	EPA 6010	erw9-2026/02/11	ras7-2026/02/13
Molybdenum (total)	1.9	3.8	mg/kg	1.0	EPA 6010	erw9-2026/02/10	ras7-2026/02/13
Nickel (total)	8.7	17.5	mg/kg	1.0	EPA 6010	erw9-2026/02/10	ras7-2026/02/13
Selenium (total)	< 10.0	< 10.0	mg/kg	10.0	EPA 6010	erw9-2026/02/10	ras7-2026/02/13
Zinc (total)	165.3	331.0	mg/kg	2.0	EPA 6010	erw9-2026/02/10	ras7-2026/02/13
Copper (total)	62.9	126	mg/kg	1	EPA 6010	erw9-2026/02/10	ras7-2026/02/13
Arsenic (total)	10.5	21.1	mg/kg	0.5	EPA 6020	nto7-2026/02/09	ras7-2026/02/13
Cobalt (total)	2.91	5.83	mg/kg	1.00	EPA 6010	erw9-2026/02/10	ras7-2026/02/13

The result(s) issued on this report only reflect the analysis of the sample(s) submitted.

Our reports and letters are for the exclusive and confidential use of our clients and may not be reproduced in whole or in part, nor may any reference be made to the work, the results, or the analysis, news release, or other public announcements without obtaining our prior written authorization.

26-047-4060

REPORT DATE
Feb 16, 2026

SEND TO
74112

ISSUE DATE
Feb 16, 2026

RECEIVED DATE
Feb 05, 2026



13611 B Street • Omaha, Nebraska 68144-3693 • (402) 334-7770
www.midwestlabs.com

ANRA/ Neches Compost Facility

Ronnie Bailey
1805 Hwy 79 W.
Jacksonville TX 75766


REPORT OF ANALYSIS

For: (74112) ANRA/ Neches Compost Facility
STA COMPOST

Analysis	Level Found	As Received	Dry Weight	Units	Reporting Limit	Method	Analyst-Date	Verified-Date
----------	-------------	-------------	------------	-------	-----------------	--------	--------------	---------------

EPA 1681 holding time of < 24 hours from sampling to laboratory set up of samples for biosolids and compost has been exceeded. Individual states enforce different holding times for compost or biosolids so please contact the regulatory body in your state for their requirements.
ppm = parts per million, ppm = mg/kg, ppm = mg/L

For questions please contact:


Cole C Parsons
Account Manager
cparsons@midwestlabs.com (402)829-9850

The result(s) issued on this report only reflect the analysis of the sample(s) submitted.

Our reports and letters are for the exclusive and confidential use of our clients and may not be reproduced in whole or in part, nor may any reference be made to the work, the results, or the company in any advertising, news release, or other public announcements without obtaining our prior written authorization.